

# MIPRO

## MI-808

Wireless In-Ear Monitor System

*Enjoy your natural sound in your own ears!*



# MI-808 Wireless In-Ear Monitoring System

MI-808 is the best wireless In-Ear Monitoring system for stage and broadcasting applications and to replace complicated traditional speaker monitoring equipment. It is designed with latest RF transmission and audio dynamic procession technology that not only offers the best anti-interference and stability, but also enhances S/N ratio and dynamic range. It presents the perfect sound quality of your natural sound.

The system consists of MI-808R stereo bodypack receiver and MI-808T stereo transmitter. Features and specifications are listed below:

## 1. MI-808R Stereo Bodypack Receiver

### A. The Functions:

MI-808R is an UHF-band stereo bodypack receiver. In each 24 MHz bandwidth, there are 16 switchable non-interference frequencies pre-programmed. MI-808R adopts advanced dual-antenna diversity receiving to eliminate signal dropouts and enhance receiving stability. Mono/Stereo switchable audio output, lightweight, rigid magnesium alloy casing, and professional quality in durability make it today's best choice of IEM system for professional applications.

### B. The Features:


1. Adopts UHF-band PLL Synthesized design.
2. In 24MHz bandwidth, they are pre-programmed with 16 frequencies and can switch with a single button.
3. Dual-antenna diversity receiving eliminates signal dropouts and enhances receiving stability.
4. The dynamic expander circuit ensures S/N ration is greater than 90dB.
5. Stereo/ mono switchable audio output.
6. Numeric LED channel display with auto power saver.
7. With both POWER on/off and RF signal indicators.
8. Adopts two AA-size batteries and high-efficiency power saving circuitry to ensure long operating hours.
9. Rigid and durable magnesium alloy casing for professional request.
10. Equips with safe and unbreakable soft antennas.



# MI-808 is state of the art of IEM system for stage!

## C. The Controls and Functions:

1. Power switch and volume control: Powers on/off and adjust earphone volume.
2. Stereo monitoring earphone jack: Connects to a monitoring earphone.
3. Power indicator: Indicates status of power.
4. Signal indicator: Indicates the receiving signal.
5. Left/right channel balance adjuster: Adjusts the volume on left/right channel.
6. Housing: Houses PCB and its accessories.
7. Numeric LED display: Displays working channel.
8. Working Channel Selector: Selects working channel and auto scan the whole pre-programmed channels.
9. Mono/Stereo Switch: Switches to mono or stereo audio output.
10. Output Level Limiting Switch: Setup the maximum output volume to protect user's eardrum.
11. Squelch Adjuster: Adjusts receiver's squelch level.
12. Antenna A & B: Fixed receiving antennas.
13. Battery cover: Covers two AA-size batteries after installed.
14. Belt clip: Conveniently to clip bodypack transmitter to the belt.



## D. The Specifications:

| Items  | Specifications                              |
|--|---|
| Frequency Range                                    | 614~870MHz                                  |
| Bandwidth  | 24MHz                                       |
| Oscillation Mode                                   | PLL Synthesized                             |
| Channel Interval Step                              | 25KHz                                       |
| Stability  | ±0.005% 0°C~+50°C                           |
| Modulation Mode                                    | FM stereo modulation                        |
| Maximum Deviation Range                            | ±68KHz                                      |
| Receiving Mode                                     | Diversity receiving                         |
| Receiving Sensitivity                              | At 2μV input level, S/N>58dB (mono)         |
| Squelch Level                                      | Adjustable range between 2~100μV            |
| T. H. D.   | <0.5% (At maximum deviation range)          |
| Maximum S/N Ratio                                  | 94 dBA                                      |
| Frequency Response                                 | 80Hz~15KHz ±3dB                             |
| Stereo Separation                                  | ≥45dB (at 1KHz)                             |
| Output Jack  | 3.5mmφ stereo earphone jack                 |
| Output Power ( 32Ω )                               | 2×50mW under 1KHz (THD 3%)                  |
| Earphone Impedance                                 | ≥16Ω  |
| Power Supply                                       | 2 AA batteries                              |
| Current Consumption                                | About 130mA (under moderate volume)         |
| Continuous Operating Hours (under moderate volume) | About 8 hours when using alkaline batteries |
| Antenna  | Fixed 1/2λ×2                                |
| Dimensions   | 105 ( L ) ×65 ( W ) ×25.5 ( H ) mm          |
| Weights  | About 105 gs                                |
| Matching Transmitter                               | MI-808T                                     |
| Operating Environment                              | From -10 to 60 °C                           |

## 2. MI-808T Stereo Transmitter


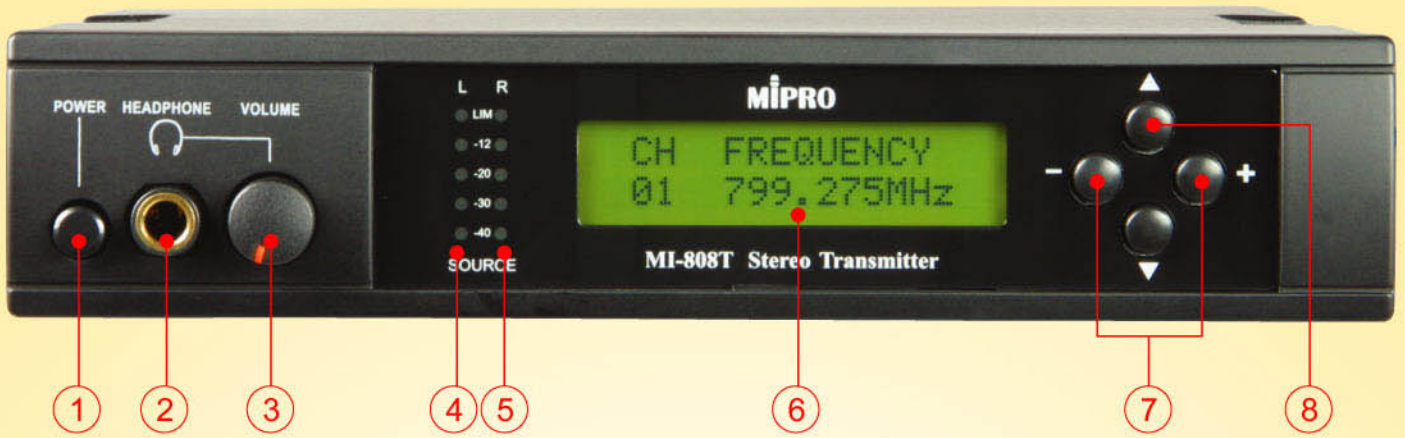
### A. The Functions:

MI-808T is an UHF-band stereo transmitter. In each 24 MHz bandwidth, there are 16 pre-programmed switchable non-interference frequencies. MI-808T adopts the latest high-efficiency transmitting circuit and rigid metal casing which make it today's best choice of IEM system for professional applications.

### B. The Features:

1. An elegant multi-function LCD panel.
2. EIA standard 19/2" metal housing.
3. Combo socket for balanced and unbalanced inputs.
4. Selectable mono and stereo controls.
5. Adopts UHF-band PLL Synthesized design.
6. 16 selectable, non-interference frequencies are pre-programmed in each 24 MHz bandwidth.
7. Advanced dynamic expander circuit to ensure S/N ratio is greater than 90dB.
8. Built-in limiter circuitry avoids distortion under excessive input level.
9. With a monitoring earphone jack.





### C. The Controls and Functions:

1. Power Switch: Powers on/off.
2. Earphone Jack: Connects to a stereo earphone to monitor audio output signals.
3. Volume Adjustor: Adjusts the volume of stereo earphone.
4. Audio Input (L) and limiter indicator: Indicates audio signal strength on left channel.
5. Audio Input (R) and limiter indicator: Indicates audio signal strength on right channel.
6. LCD Panel: Displays all functions and setups.
7. Alternation Key: Alters system setup.
8. Function Key: Selects various display menus.
9. Transmitter Output Connector: Installs transmitting antenna.
10. Unbalanced Audio Output Jack (Left Channel)
11. Unbalanced Audio Output Jack (Right Channel)
12. Audio Input Jack (Left Channel): Combo socket for balanced and unbalanced signal inputs.
13. Audio Input Jack (Right Channel): Combo socket for balanced and unbalanced signal inputs.
14. DC Input Socket: Connects 15VDC power input. Positive (+) voltage for center pole of socket.

### D. The Specifications:

| Items                     | Specifications                                  |
|---------------------------|---|
| Frequency Range           | 614~870MHz                                      |
| Bandwidth                 | 24MHz   |
| Oscillation Mode          | PLL synthesized                                 |
| Channel Increment Step    | 25KHz   |
| Frequency Stability       | ±0.005%, 0°C~+50°C                              |
| Modulation Mode           | FM stereo modulation                            |
| Pilotone Modulation Range | ±4KHz   |
| Output Power              | Low: <10mW; High: <100mW ( 50Ω load )           |
| Spurious Rejection        | <4nW  |
| Maximum Deviation Range   | ±40KHz  |
| Frequency Response        | 50~15,000Hz                                     |
| T. H. D.                  | <0.5% ( At maximum deviation range )            |
| Audio Input               | line level×2 , XLR/6.3mmφ Combo Socket          |
| Audio Output              | 6.3mmφ phone jack×2                             |
| Earphone Output           | 6.3mmφ stereo phone jack with adjustable volume |
| Earphone Output Impedance | ≥16Ω  |
| Current Consumption       | ~ 480 mA under high power output                |
| Antenna Connector         | TNC type (50Ω impedance)                        |
| Dimensions                | 210 ( L ) ×206 ( W ) ×44 ( H ) mm               |
| Weights                   | About 1.1 Kg                                    |
| Operating Environment     | From -10 to 60°C                                |

### 3. Matching Earphone :

There are three types of earphone:

1. **Standard Model:** for PA, conference, and translation applications.
2. **Premium Model:** for stage audio monitoring
3. **Professional Model:** for stage singing application.

Both premium and professional models are specially designed for high sensitivity, clear sound quality, and wide frequency response. Because both models are designed for stage and live application, it is ergonomically designed to give you the comfort during operation and have "earhook" for better fit and invisibility. Features and specifications of 3 earphones are listed below.

#### A. Standard Model:

1. Adopts high sensitivity 15mmφ diaphragm.
2. 1.5-meter long high resistance cable and casing in beige or black color.
3. Sensitivity >110dB.
4. Unbeatable pricing.



#### B. Premium Model:

1. With adjustable earhook.
2. High sensitivity 15mmφ diaphragm.
3. 1.5-meter long high resistance cable and casing in beige or black color.
4. Sensitivity >110dB.
5. Superb audio bandwidth and isolation.

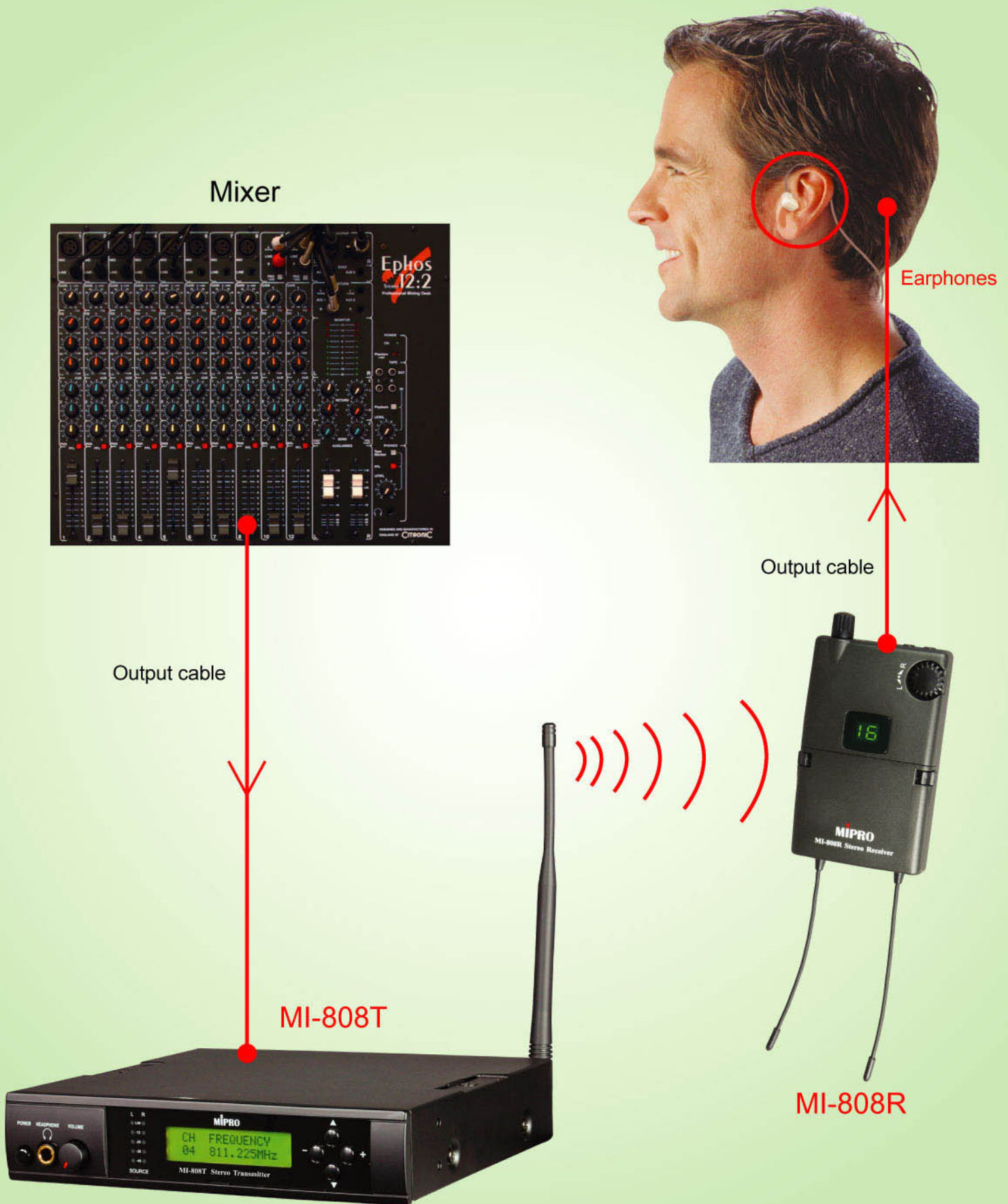


#### C. Professional Model:

1. With adjustable earhook.
2. Ear canal type sound hole and easy replaceable earplug design.
3. Sub-miniature speaker unit.
4. 1.5-meter long high resistance cable and casing in beige color.
5. Sensitivity >116dB.
6. Excellent audio bandwidth and isolation.



## 4. Illustration:



## State-of-the-art IEM System



**MIPRO**

**MIPRO ELECTRONICS CO., LTD.**  
**www.mipro.com.tw**

Headquarters: 814 Pei-Kang Road, Chiayi, 600, Taiwan.  
TEL: 886-5-238-0809 / FAX: 886-5-238-0803  
E-mail: mipro@mipro.com.tw